



Deluxe Play Around Dollhouse

Assembly Instructions

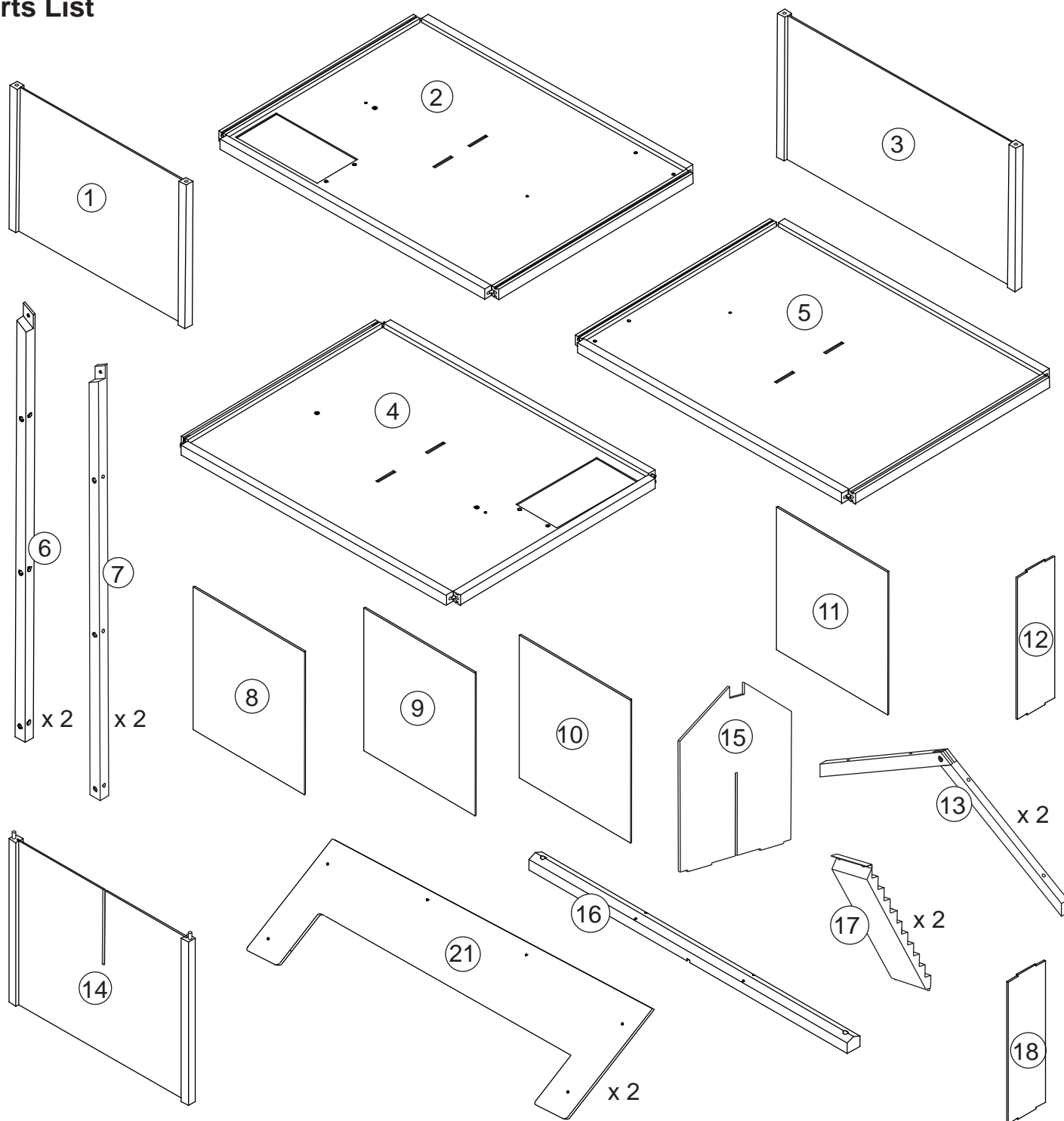
Item #65183

© 2011 KidKraft, LP

Please retain this information
for future reference

To order replacement parts,
please visit www.kidkraft.com

Parts List



⚠ WARNING:
ADULT ASSEMBLY REQUIRED.
Product includes small parts, sharp points, and sharp edges in unassembled state. Keep unassembled parts away from children under 3 years of age.

⚠ WARNING:
CHOKING HAZARD. Small parts and sharp points, not suitable for children under 3 years.

USE AND MAINTENANCE:
-Use on level surfaces only
-Please check assembly at regular intervals, and frequently tighten hardware if necessary. If maintenance is not carried out, the product could cease to function properly.

Customer Service
1-800-933-0771
www.kidkraft.com




Deluxe Play Around Dollhouse

Assembly Instructions

Item #65183

© 2011 KidKraft, LP

FURNITURE





HARDWARE


A. Cross Dowel Bolt
x 26 pcs


1 3/4 in, 45 mm


B. Long Cross Dowel Nut
x 12 pcs




C. Cross Dowel Nut
x 14 pcs


D. Screw x 10 pcs

3/4 in, 18 mm

E. Pink Screw
x 12 pcs

3/4 in, 18 mm

F. Purple Screw
x 4 pcs

1 3/16 in, 30 mm

G. Pink Screw
x 8 pcs

1 3/16 in, 30 mm

H. Flat Screw
x 4 pcs

5/8 in, 16 mm
Allen Wrench x 1 pc


The following tool
(not included) is required
for assembly:



Phillips® screwdriver

Before calling customer service, please locate the batch code number (example: 2693/65006/04) found on the bottom or back of your product.

Customer Service
1-800-933-0771
www.kidkraft.com



Deluxe Play Around Dollhouse

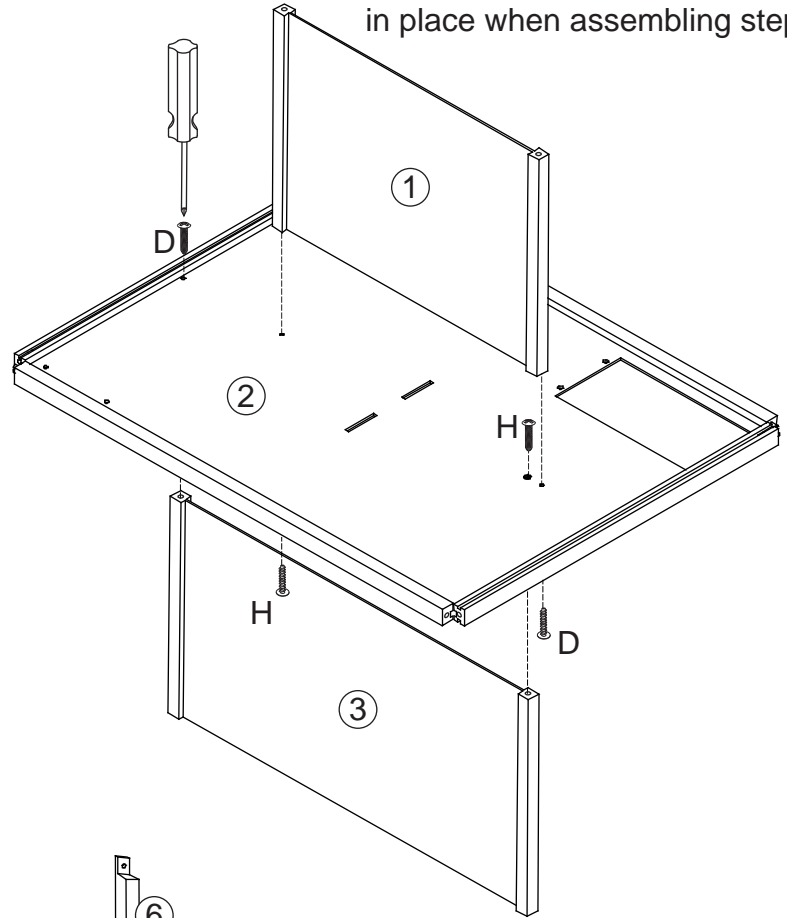
Assembly Instructions

Item #65183

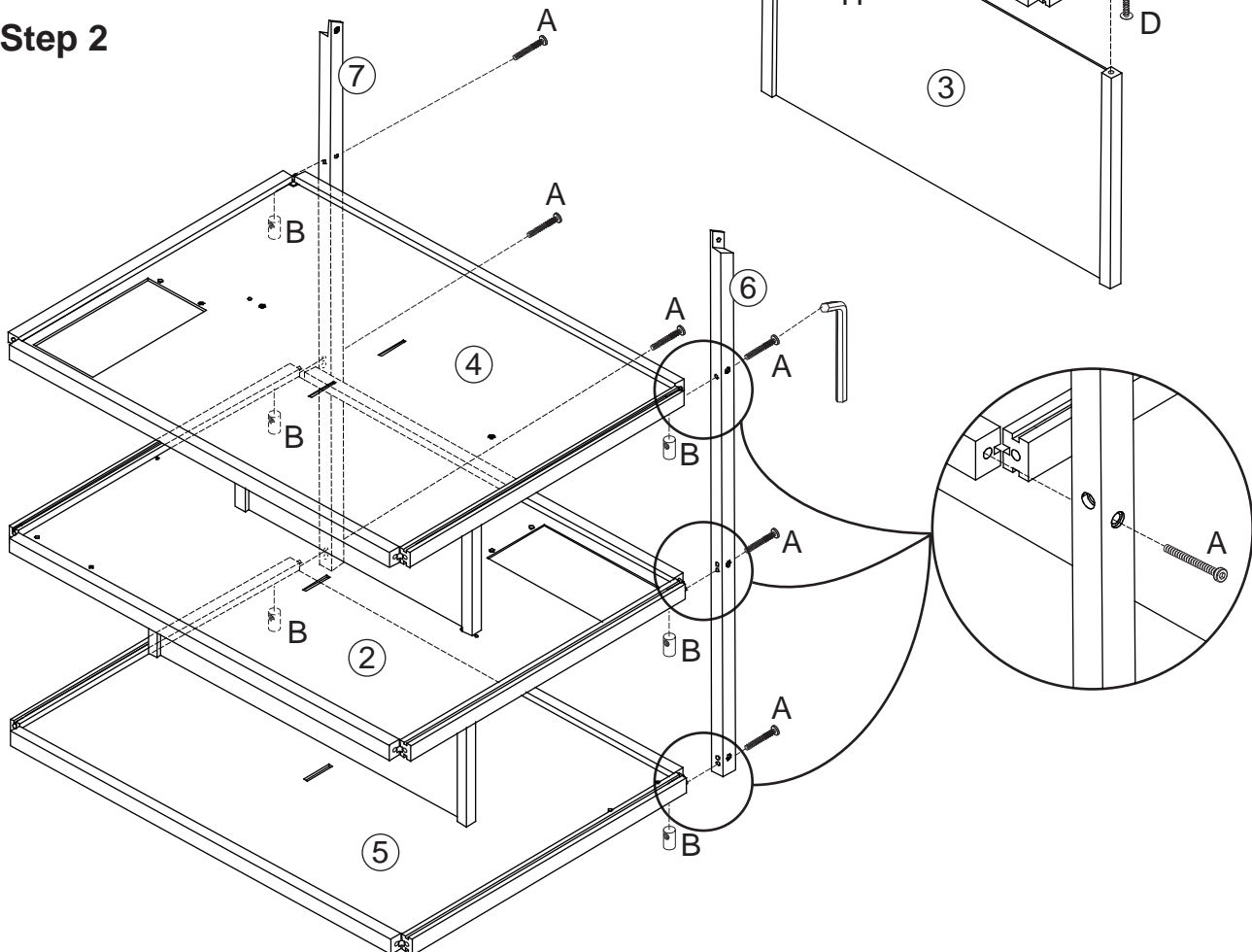
© 2011 KidKraft, LP

Step 1

Please use 2 people to hold panels in place when assembling step 1



Step 2



**DO NOT TIGHTEN SCREWS
UNTILL COMPLETELY ASSEMBLED**

Customer Service
1-800-933-0771
www.kidkraft.com



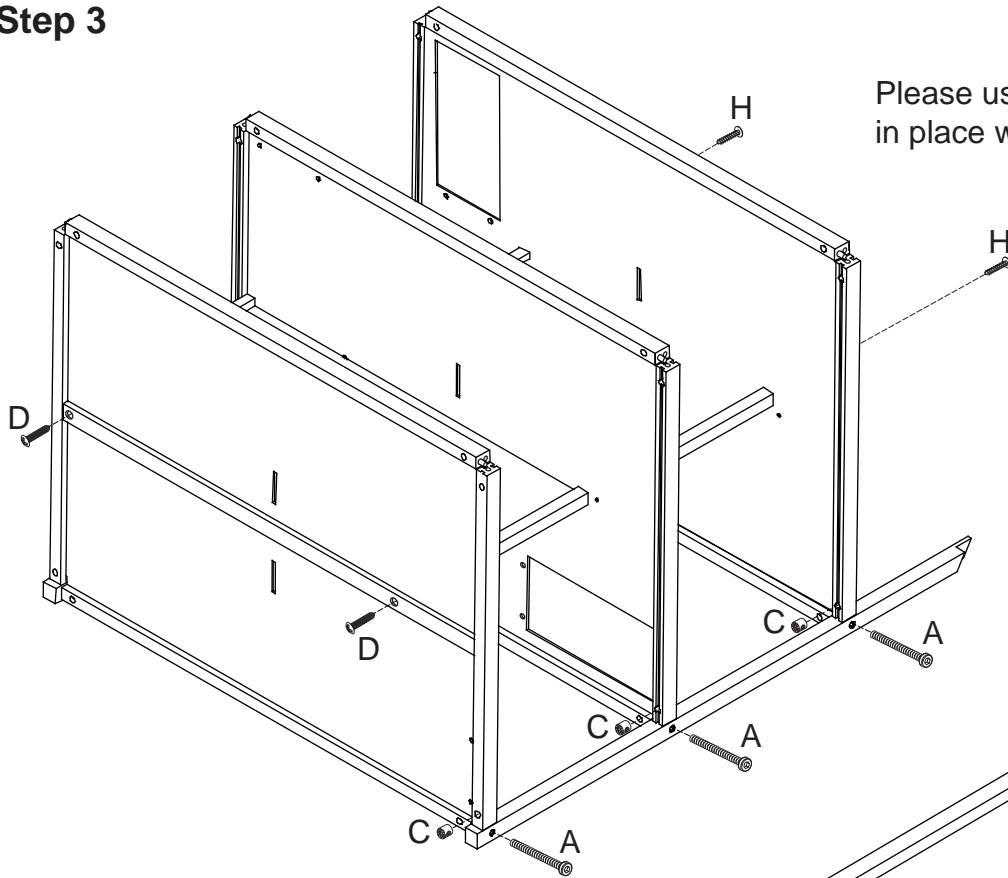
Deluxe Play Around Dollhouse

Assembly Instructions

Item #65183

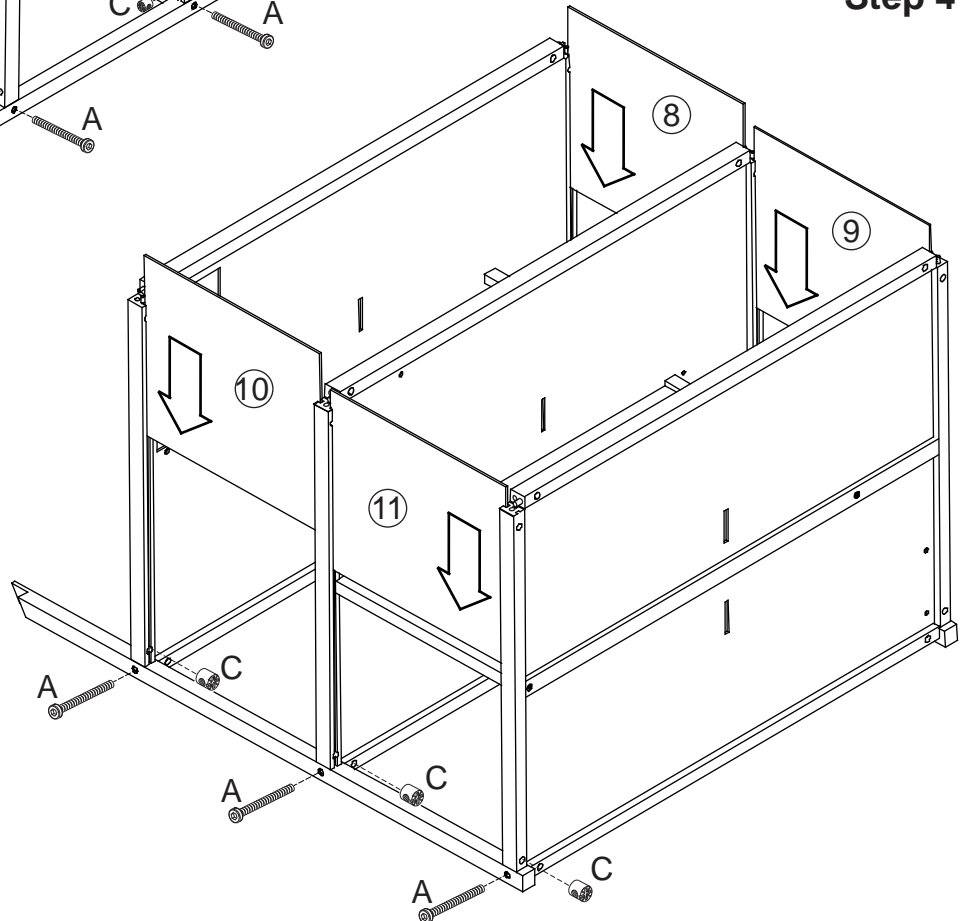
© 2011 KidKraft, LP

Step 3



Please use 2 people to hold panels in place when assembling step 3

Step 4



Customer Service
1-800-933-0771
www.kidkraft.com



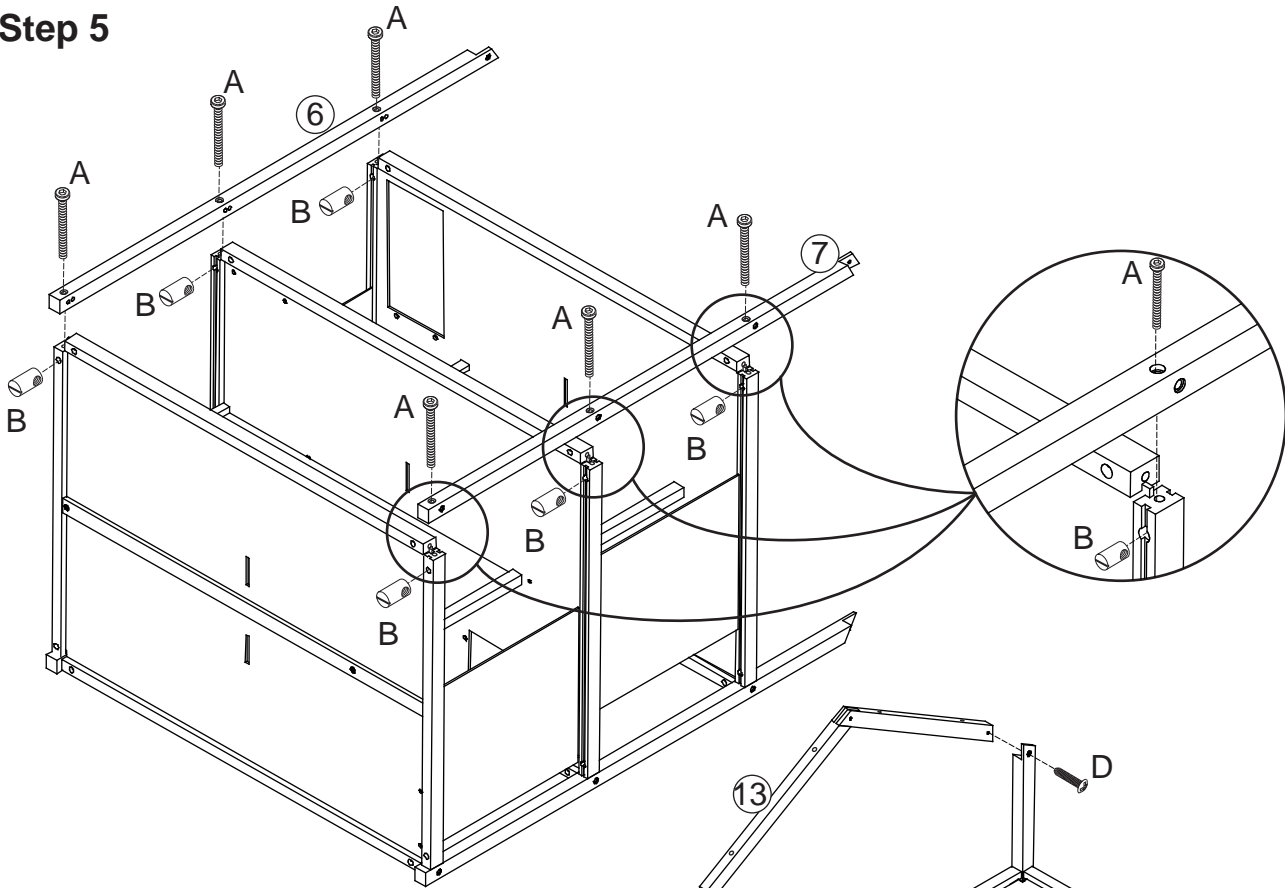
Deluxe Play Around Dollhouse

Assembly Instructions

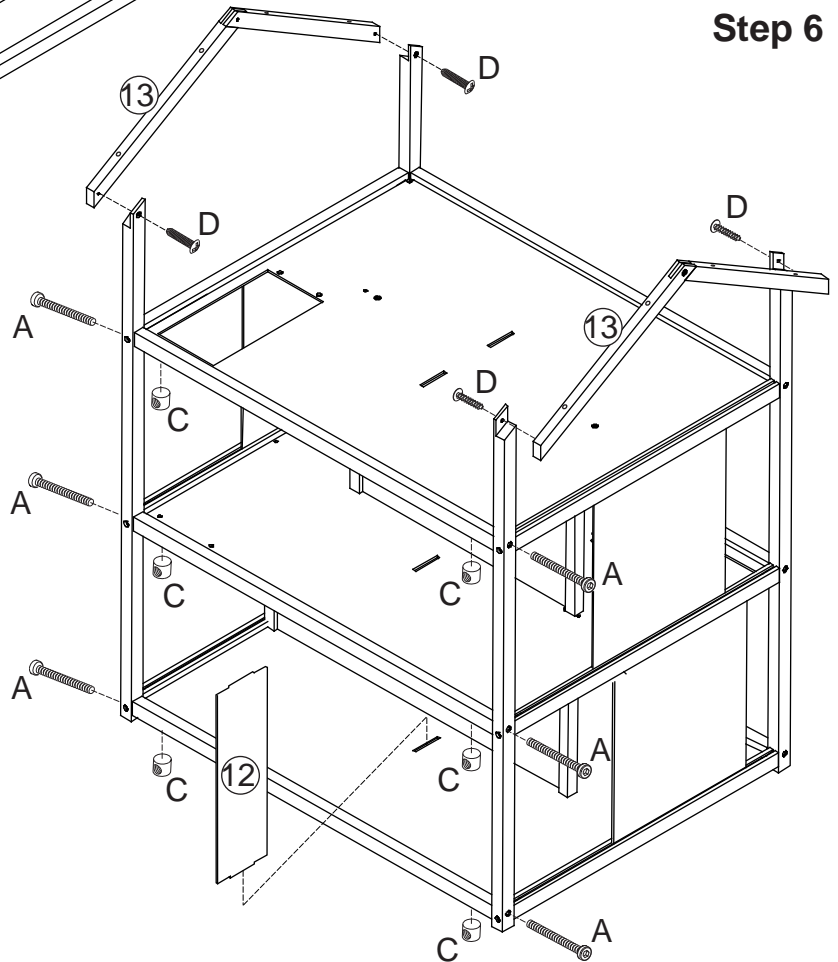
© 2011 KidKraft, LP

Item #65183

Step 5



Step 6



Customer Service
1-800-933-0771
www.kidkraft.com



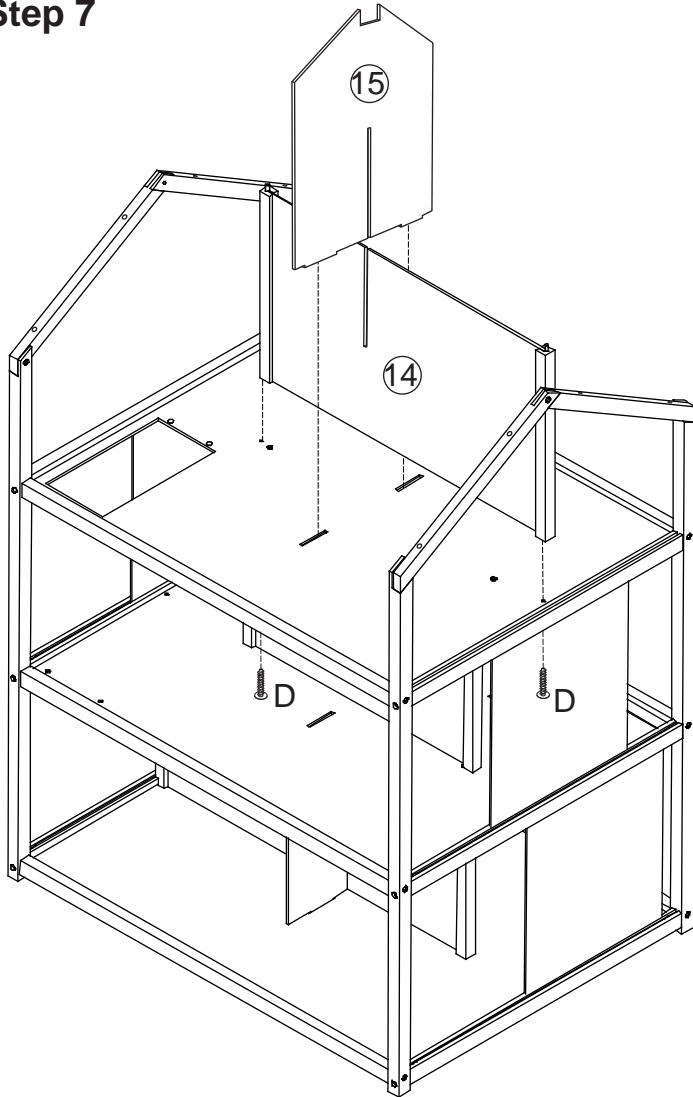
Deluxe Play Around Dollhouse

Assembly Instructions

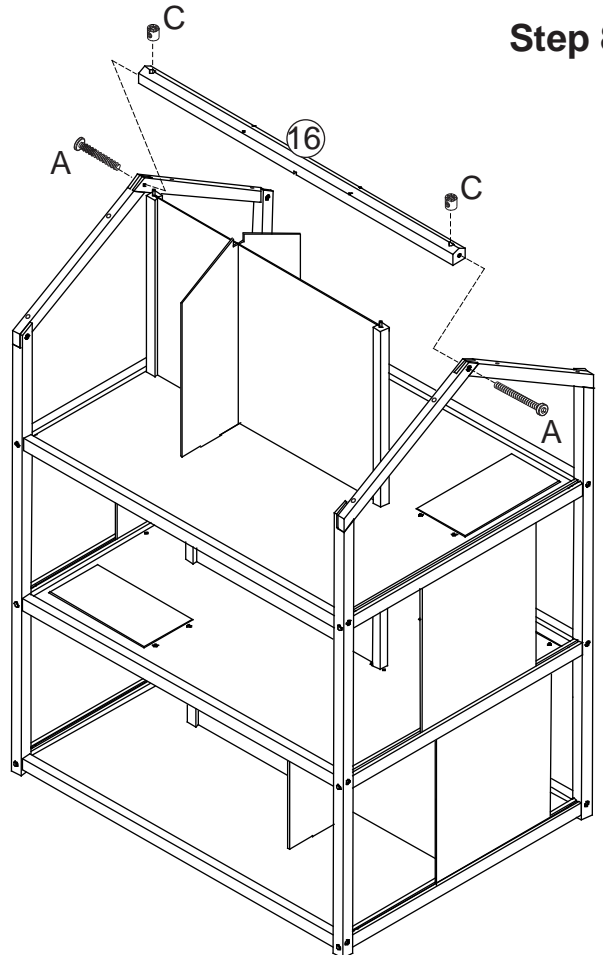
Item #65183

© 2011 KidKraft, LP

Step 7



Step 8



Customer Service
1-800-933-0771
www.kidkraft.com



Deluxe Play Around Dollhouse

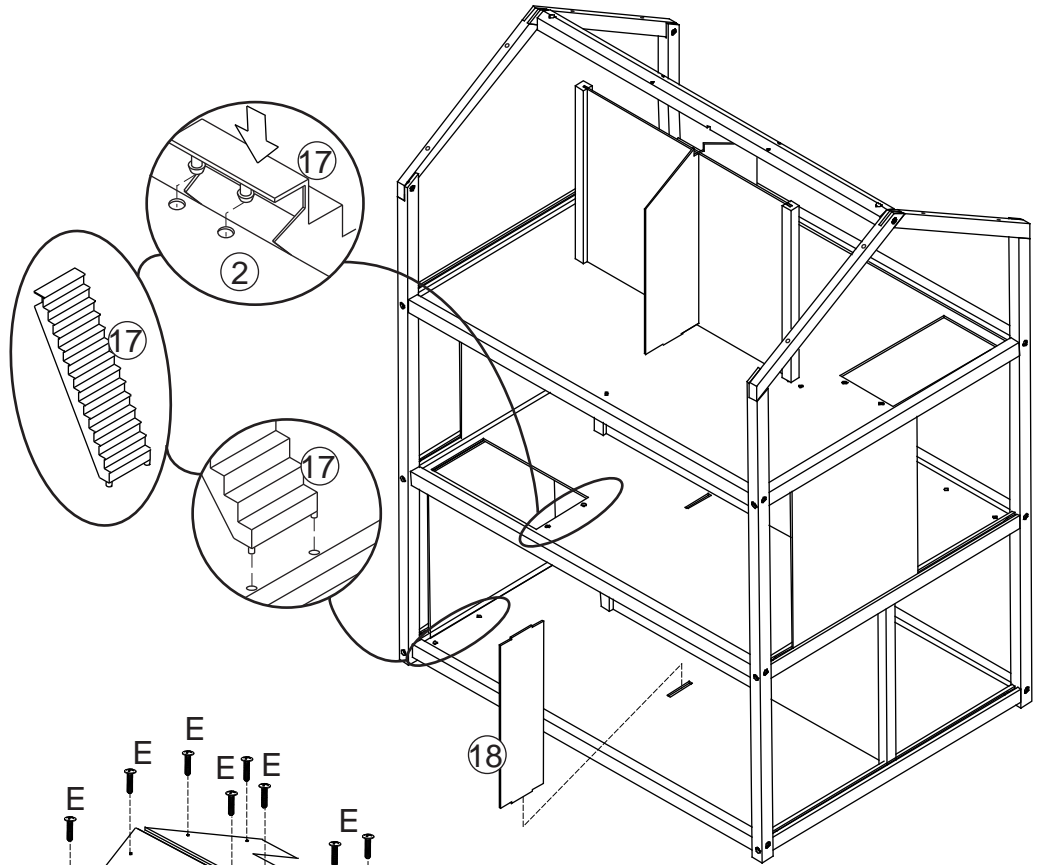
Assembly Instructions

Item #65183

© 2011 KidKraft, LP

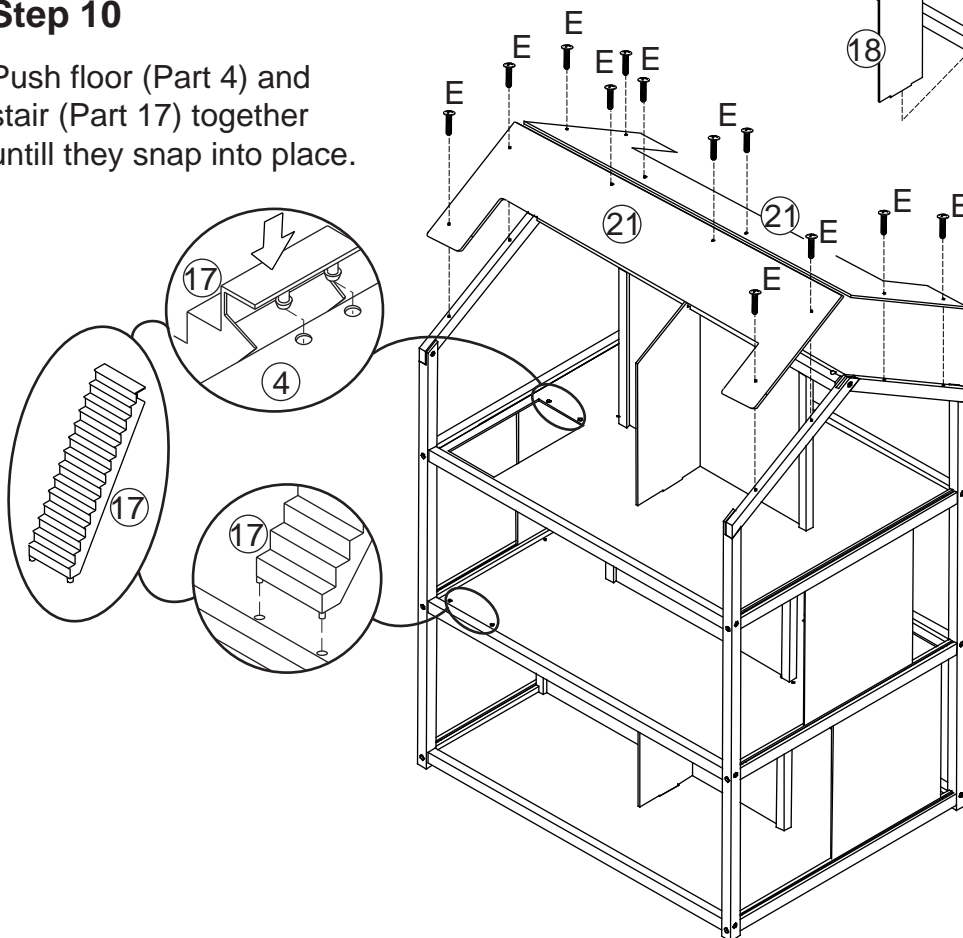
Step 9

Push floor (Part 2) and stair (Part 17) together until they snap into place.



Step 10

Push floor (Part 4) and stair (Part 17) together until they snap into place.



Customer Service
1-800-933-0771
www.kidkraft.com



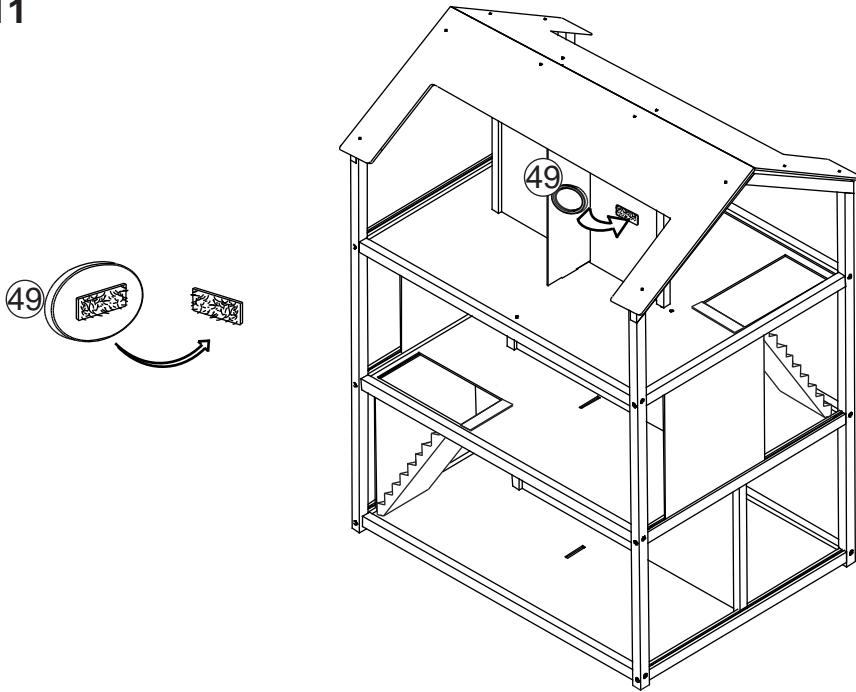
Deluxe Play Around Dollhouse

Assembly Instructions

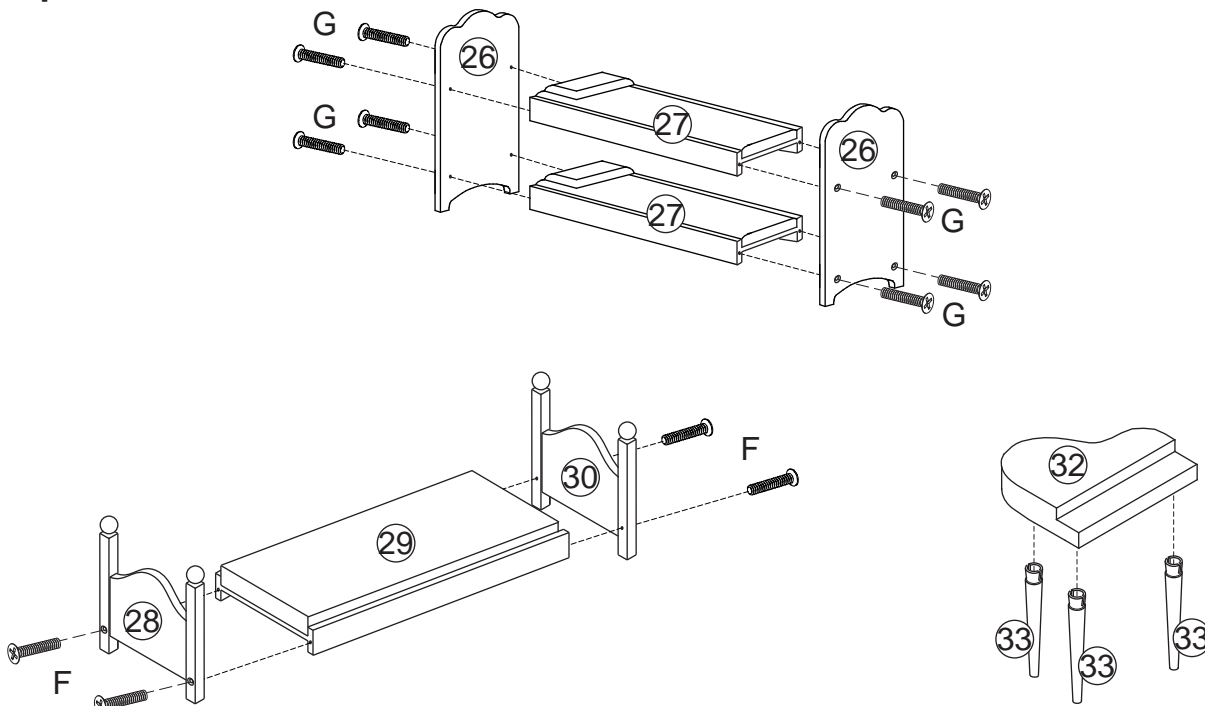
© 2011 KidKraft, LP

Item #65183

Step 11



Step 12



Customer Service
1-800-933-0771
www.kidkraft.com

**Parental supervision required.**

This toy is intended for children of a specific age or above. Parents should supervise the play area so that children younger than the intended age range do not interact with this toy. Use this toy on the floor. Do not allow children to climb on or around or in the toy.

IMPORTANT INFORMATION - PLEASE READ FIRST

ALL OF OUR WOODEN ITEMS ARE HANDCRAFTED, HAND ASSEMBLED, AND HAND PAINTED. EACH ONE IS UNIQUE. SLIGHT IMPERFECTIONS MAY OCCUR AND ARE NOT MANUFACTURING DEFECTS.

PLEASE NOTE THAT WE DO NOT WARRANTY AGAINST THE USE OF PERMANENT MARKERS, NON-WATER-BASED PAINTS, CRAYONS, OR WASHABLE MARKERS. SOME OF THESE ITEMS CONTAIN PERMANENT COLOR DYES THAT COULD DAMAGE THE SURFACE.

CLEANING INSTRUCTIONS

CLEAN THE SURFACE USING A SLIGHTLY DAMP CLOTH AND MILD DISH WASHING LIQUID IF NECESSARY. DO NOT USE ANY CLEANING PRODUCT CONTAINING ALCOHOL OR AMMONIA. THESE WILL DULL THE SHINY SURFACE OF THE PRODUCT. FURNITURE POLISH WILL ALSO WORK TO CLEAN AND DUST OFF THE SURFACE.

WE RECOMMEND THAT YOU TEST ALL CLEANING MATERIALS ON THE UNDERSIDE OF ANY SURFACE THAT WOULD NOT BE SEEN DURING NORMAL USE OF THE PRODUCT. IF YOU HAVE QUESTIONS REGARDING THE MAINTENANCE OF THIS PRODUCT PLEASE FEEL FREE TO CALL US.

SOLE AND LIMITED WARRANTY

THIS TOY IS WARRANTED SOLELY AGAINST MANUFACTURING DEFECTS FOR A PERIOD OF 90 DAYS FROM THE DATE OF PURCHASE, WHICH RUNS ONLY TO THE ORIGINAL USER OF THE TOY. IN THE EVENT OF A MANUFACTURING DEFECT, PARTS WILL BE REPLACED OR THE ENTIRE PRODUCT WILL BE REPLACED OR THE PURCHASE PRICE WILL BE REFUNDED, AT THE ELECTION OF THE MANUFACTURER. TO ACTIVATE AND PROTECT THIS WARRANTY, PRESERVE EVIDENCE OF ORIGINAL PURCHASE AND CAREFULLY INSPECT THE CONDITION OF THE TOY PRIOR TO AND AFTER ASSEMBLY, LOOKING FOR MISSING, DEGRADED, BROKEN OR HAZARDOUS PARTS, INCLUDING PARTS WHICH CAN BE SWALLOWED BY A CHILD, CAUSE A CHILD TO CHOKE, OR OTHERWISE CAUSE INJURY. SUCH PARTS MAY INCLUDE MAGNETS, WHEELS, HUBS, FASTENERS, AND CONNECTORS. SHOULD YOU OBSERVE ANY DEFECTS, DO NOT USE THE TOY AND IMMEDIATELY NOTIFY THE MANUFACTURER. FAILURE TO DO SO SHALL CONSTITUTE MISUSE. MISUSE, IMPROPER ASSEMBLY, FAILURE TO HONOR A WARNING, FAILURE TO SUPERVISE, INSPECT OR MAINTAIN THE TOY, OR DAMAGE TO THE TOY, WHETHER INTENTIONAL OR INADVERTENT, SHALL INVALIDATE THIS WARRANTY. THIS WARRANTY GIVES YOU SPECIFIC LEGAL RIGHTS, AND YOU MAY ALSO HAVE OTHER RIGHTS WHICH VARY FROM STATE TO STATE.

TO SUBMIT A WARRANTY CLAIM PLEASE CONTACT KIDKRAFT CUSTOMER SERVICE AT 1-800-933-0771 FOR INSTRUCTIONS ON HOW TO PROVIDE PROOF OF PURCHASE AND HOW TO RETURN THE ITEM FREIGHT PRE-PAID.

CUSTOMER SERVICE 1-800-933-0771

www.kidkraft.com